
























## Buxton Primary School's Systematic Synthetic Phonics' Programme

At Buxton Primary School we are proud to have developed and implemented our own bespoke phonics scheme. Our pupils access a rigorous, well planned, systematic phonics programme. Even before our pupil's start school we provide information to parent's about phase one and the importance of embedding these skills and what they can do to support these skills before their child starts school. When children start in Reception we allow time to develop and consolidate phase one skills before moving onto phase 2 within the first half term.

Phase 2 is taught for roughly 6 weeks and includes;

- The teaching of at least 23 phonemes
- Moving on from oral blending and segmenting to blending and segmenting with letters
- Teaching the skills to read and spell some VC and CVC words
- Introducing children to reading simple captions
- The teaching of tricky words






























Phase 2 sound mat

s 	a 	t 	p 	i 	n 	m 	
d 	g 	o 	c 	k 	ck 	e 	
u 	r 	h 	b 	f 	ff 	l 	
ll 	ss 	Tricky Words the no I to go into					

Phase 3 is taught for roughly 12 weeks and includes;

- Teaching of 25 graphemes, most of these are digraphs (e.g. **ai**)
- Developing segmenting and blending skills
- Supporting children to apply their knowledge to reading and spelling simple words and writing captions
- Introduction to **letter names**
- Spelling of phase 2 tricky words and introduction to phase 3 tricky words

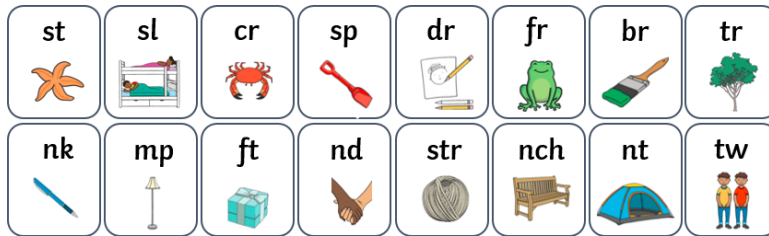
Phase 3 sound mat

j 	v 	w 	x 	y 	z 	zz 	qu 
ch 	sh 	th 	th 	ng 	ai 	ee 	igh 
oa 	oo 	oo 	ar 	or 	ur 	ow 	oi 
ear 	air 	ure 	er 	er 	Tricky Words he she we me be you are her was all they my		
High Frequency Words them look will with this that for see then too now this down							

Phase 4 is a consolidation phase, lasting roughly 4 weeks and includes;

- Consolidating the knowledge of graphemes in reading and spelling words containing adjacent consonants and polysyllabic words
- Spelling of phase 3 tricky words and introduction to phase 4 tricky words

#### Phase 4 Adjacent Consonants



Tricky words

said have like so do  
some come little  
one were then what

Phase 5 lasts for around 30 weeks and is split into 3 sections; 5a, 5b and 5c. It begins in Reception and continues through year 1 and into year 2. The purpose of this phase is;

- Broaden their knowledge of graphemes and phonemes for use in reading and spelling
- To learn new graphemes and alternative pronunciations for these and graphemes they already know
- To enable children to become quicker at recognising graphemes of more than one letter within words and at blending the phonemes they represent
- To equip children with the skills to spell words. They will choose the appropriate graphemes to represent a phoneme and begin to build word-specific knowledge of the spellings of words
- To introduce phase 5 tricky words

Phase 5a Sound Mat

ay 	ou 	ie 	ea 	oy 	ir 	ue 	aw 
wh 	ph 	ew 	oe 	au 	ey 	a_e 	e_e 

Tricky words

oh Mrs people their  
called Mr looked  
asked could

i_e 	o_e 	u_e 
---------	---------	---------

Alternative Spelling Choices

Phase 5b Sound Mat

i 	o 	c 	g 
u 	ow 	ie 	ea 
er 	e 	a 	y 
ch 	ey 		

Alternative Pronunciations

Phase 5c Sound Mat

ch 	picture catch	r 	wrap	ear 	here	ur 	learn worm
j 	fridge	s 	listen	air 	there pear stare	oo 	could push
m 	lamb	z 	please	ar 	father half		
n 	knit gnome	u 	some	or 	ball four caught		

Alternative Spellings

Phase 6 begins after phase 5 and continues until the end of year 2. When Phase 5 has been taught in its entirety and consolidated, the teacher can move onto teaching spelling rules and patterns. Teaching of phase 6 includes;

<p>Spelling patterns, such as;</p> <ul style="list-style-type: none"> <li>- Prefixes, suffixes, alternative graphemes, 'tion' words, contractions and much more</li> </ul>	<p>Common exception words;</p> <p>As detailed within the 2014 National Curriculum</p>	<p>Grammar focus, such as;</p> <ul style="list-style-type: none"> <li>- The use of punctuation, plural nouns, alphabetical order, alternative word choices, past tense, verbs, nouns, adverbs, adjectives, dictionary and thesaurus use</li> </ul>
----------------------------------------------------------------------------------------------------------------------------------------------------------------------------	---------------------------------------------------------------------------------------	----------------------------------------------------------------------------------------------------------------------------------------------------------------------------------------------------------------------------------------------------

Our reading library has been carefully aligned with our sequence of teaching to ensure that children take home reading books that match their ability in phonics. Alongside their school reading book, children are given the autonomy of choosing their own library book each week in Reception and KS1 to help promote a love of reading and sharing books at home. Our colour banded books begin with pink level reading books and continue until dark blue level.

Band	Colour	Phase	Graphemes	Tricky Words
Band 1	Pink	Phase 2	Set 1: s, a, t, p Set 3: g, o, c, k, ck Set 5: b, f/ff, l/ll, ss Set 2: i, n, m, d Set 4: e, u, r, h	the, no, I, to, go, into
Band 2	Red 1	Phase 3 Set 1	j x y w z zz ch sh th (the) th (think) qu ng	he we me she be
Band 3	Red 2	Phase 3 Set 2	ai ee igh oa oo (hook) oo (moon) ar or ur ow oi ear air ure er	you all are was her they my
Band 4	Yellow	Phase 4	Consolidation of phase 3. Two syllable words containing adjacent consonants. Longer sentences (commas and/or connectives). Contraction words (didn't, wasn't, isn't).	said have like so do come some little one there what when out were
Band 5	Blue	Phase 5a	ay ou (house) ie (tie) ea (beach) oy ir ue (glue) aw	oh Mrs people looked called Mr their asked could
Band 6	Green	Phase 5a	wh ph ew oe au ey	
Band 7	Orange	Phase 5a	a_e e_e i_e o_e u_e	
Band 8	Turquoise	Phase 5b/c	Alternative pronunciations and alternative spellings (5b/c mats for info) and contractions	
Band 9	Purple	Phase 5b/c		
Band 10	Gold	Phase 6+		
Band 11	White	Beyond		
Band 12	Lime	Beyond		
Band 13	Brown	Beyond		
Band 14	Grey	Beyond		
Band 15	Dark Blue	Beyond		